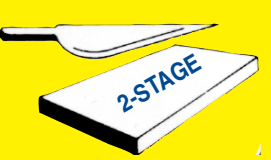















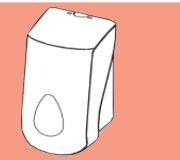














































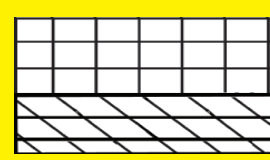





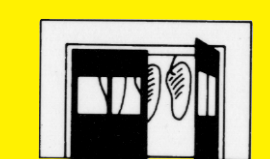











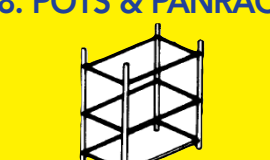











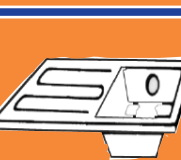




TASK	PRODUCT & DILUTION	CLEAN AFTER EVERY USE	
1. SANITISING 	ARPAX A7 (1276: 30 seconds) 1 plunge of dispenser per A7 500ml trigger bottle.	APPLICATION 	SAFETY 
2. DISINFECTION 	ARPAX A14 or ARPAX A7 (1276: 30 seconds) 1 plunge of dispenser per 500ml trigger bottle.	APPLICATION 	SAFETY 
3. TABLES/BENCHES 	ARPAX A7 (1276: 30 seconds) 1 plunge of dispenser per A7 500ml trigger bottle.	APPLICATION 	SAFETY 
4. TROLLEYS/SCALES 	ARPAX A7 (1276: 30 seconds) 1 plunge of dispenser per A7 500ml trigger bottle.	APPLICATION 	SAFETY 
5. PANS/UTENSILS 	ARPAX A8 or ARPAX A9 or ADETTE SUPER or CRYSTAL Manual dishwashing detergent dispensed via over sink dispenser.	APPLICATION 	SAFETY 
6. HAND SANITISING 	CENTENARY HAND CARE BIOCIDAL HAND SOAP ALCOHOL GEL - Hand Sanitiser 2 plunges of Arpal Soap Dispenser.	APPLICATION 	SAFETY 
7. DISHWASHERS 	ADAMAX Dosed via Duotek System or ADAMATIC Dosed via Arpal dosing unit or machine integral pump.	APPLICATION 	SAFETY 
8. DISHWASHERS 	RINSE PLUS Dosed via Duotek System or RINSAL Dosed via Arpal dosing unit or machine integral pump.	APPLICATION 	SAFETY 
9. TRAYWASHERS 	ADAMATIC NON CAUSTIC TRAYWASH Dosed via Arpal dosing unit or dishwasher's own integral pump unit.	APPLICATION 	SAFETY 

TASK	PRODUCT & DILUTION	CLEAN DAILY	
10. BAIN MARIES 	ARPAX A7 (1276: 30 seconds) 1 plunge of dispenser per A7 500ml trigger bottle.	APPLICATION 	SAFETY 
11. CAN OPENERS 	ARPAX A7 (1276: 30 seconds) 1 plunge of dispenser per A7 500ml trigger bottle.	APPLICATION 	SAFETY 
12. MOPS/BUCKETS 	ARPAX A7 (1276: 30 seconds) 1 plunge of dispenser per A7 500ml trigger bottle.	APPLICATION 	SAFETY 
13. FLOORS 	SONIC/ARPAX A6 or BLITZ 2-4 plunges of dispenser per 10lt bucket.	APPLICATION 	SAFETY 
14. STEAMING OVENS 	ARPAX A7 (1276: 30 seconds) 1 plunge of dispenser per A7 500ml trigger bottle.	APPLICATION 	SAFETY 
15. SERVERY TOPS 	ARPAX A7 (1276: 30 seconds) 1 plunge of dispenser per A7 500ml trigger bottle.	APPLICATION 	SAFETY 
16. WASTE BINS 	ARPAX A7 (1276: 30 seconds) 1 plunge of dispenser per A7 500ml trigger bottle.	APPLICATION 	SAFETY 
17. WASTE DISPOSAL 	ARPAX A7 (1276: 30 seconds) 1 plunge of dispenser per A7 500ml trigger bottle.	APPLICATION 	SAFETY 
18. MICROWAVES 	ARPAX A7 (1276: 30 seconds) 1 plunge of dispenser per A7 500ml trigger bottle.	APPLICATION 	SAFETY 

19. FAT FRYERS 	BLITZ 8 plunges of dispenser per fryer.	APPLICATION 	SAFETY 
20. GRILLS/OVENS 	MAGIC OVEN CLEANER or MAGIC SHIFT IT Ready to use as supplied.	APPLICATION 	SAFETY 
21. COMBI OVENS 	CLEAVER 2-4 plunges of dispenser per 600ml spray bottle.	APPLICATION 	SAFETY 

TASK	PRODUCT & DILUTION	CLEAN WEEKLY	
22. WALLS & TILES 	ARPAX A7 (1276: 30 seconds) 1 plunge of dispenser per A7 500ml trigger bottle.	APPLICATION 	SAFETY 
23. DRAINS 	BIOLOGICAL DDC Dosed on a timed basis into the drain during off-peak hours by the Arpal dosing unit.	APPLICATION 	SAFETY 
24. COLD ROOMS 	ARPAX A7 (1276: 30 seconds) 1 plunge of dispenser per A7 500ml trigger bottle.	APPLICATION 	SAFETY 
25. FRIDGES/FREEZERS 	ARPAX A7 (1276: 30 seconds) 1 plunge of dispenser per A7 500ml trigger bottle.	APPLICATION 	SAFETY 
26. CANOPIES/FILTERS 	ARPAX A7 (1276: 30 seconds) 1 plunge of dispenser per A7 500ml trigger bottle.	APPLICATION 	SAFETY 
27. DISHWASHERS 	ARPAX A7 (1276: 30 seconds) 1 plunge of dispenser per A7 500ml trigger bottle.	APPLICATION 	SAFETY 
28. POTS & PANRACKS 	ARPAX A7 (1276: 30 seconds) 1 plunge of dispenser per A7 500ml trigger bottle.	APPLICATION 	SAFETY 
29. STAINLESS STEEL 	MAGIC SHINE ON Ready to use as supplied.	APPLICATION 	SAFETY 
30. HEAVY DUTY 	CLEAVER 5 plunges of dispenser per 10lt bucket.	APPLICATION 	SAFETY 

Note: PPE icons are for illustrative purposes and do not constitute a C.O.S.H.H. Risk Assessment. Please refer to product MSDS sheets regarding handling and storage advice.

TASK	PRODUCT & DILUTION	CLEAN AS REQUIRED	
31. CUPS/TEA POTS 	ADAMATIC DESTAINER Dilute 2-4 scoops of powder into 5lts of hot water and allow items to soak.	APPLICATION 	SAFETY 
32. LIMESCALE 	DESCALER Dilute with 20 parts water direct into dishwasher wash tank and allow to circulate at 65 degrees +	APPLICATION 	SAFETY 

KITCHEN HYGIENE SCHEDULE

arpal GROUP

RP Adam Ltd (Arpal Group),
North Riverside Business Park,
Riverside Road, Selkirk, TD7 5DU
United Kingdom
☎ Customer Services: 01750 23780
☎ Engineering Services: 01750 23798
✉ Email: salesinfo@rpadam.co.uk
Website: www.rpadam.co.uk
Technical Question: technical.solutions@rpadam.co.uk

WHERE SERVICE MATTERS MOST